





Club Health Assessment for District 101 M through March 2025

			Status	Membership							Reports					Finance		LCIF
Club Number	Club Name	Charter Date		Current Member Count	YTD Members Added	YTD Members Dropped	YTD Net Growth	YTD Net Growth%	Member Count 12 Months Ago	Avg. length of service for dropped members	Months Since Last MMR ***	Yrs. Since Last Officer Report	President Rotation	Vice President Reported ****	Months Since Last Activity Report ***	Account Balance	Donations for current Fiscal Year	
			Number of times on status quo within last two years	If below 15 members appears					If net loss is greater than 20% appears		If no report in 3 months appears in	When more than one year appears in	Number of repeat terms	Notes the officers that do not have an active	If no report at 12 months appears in red			
Clubs more than two years old																		
18406	ALFTA	01/22/1973	Active	26	2	0	2	8.33%	24		0		3	VP,SC	N/R			
18360	ARBOGA	10/22/1951	Active	20	1	2	-1	-4.76%	25	8	0			N	M,SC	N/R	\$783.66	
18359	ARVIKA	01/17/1956	Active	15	1	0	1	7.14%	13		6		3	N	24+			
18361	ASKERSUND	01/26/1960	Cancelled(6*)	0	0	0	0	0.00%	18		9	1	None	P,S,T,M,VP SC	24+			
18408	AVESTA	12/28/1951	Active	33	3	2	1	3.13%	33	24	0			N	4		\$324.41	
18409	BERGSJÖ	09/01/1969	Active	12	0	1	-1	-7.69%	13	16	1		None	N	P,SC	24+	\$274.41	
18411	BORLÄNGE	05/28/1953	Active	20	2	0	2	11.11%	19		0			N	SC	10	\$50.00	
46841	BORLÄNGE STORA TUNA	01/07/1987	Active	21	2	0	2	10.53%	19		0			N	SC	24+		
18357	EDA	01/21/1955	Active	14	0	0	0	0.00%	15		5		3		VP,SC	24+		
18414	FALUN	10/05/1951	Active(1)	15	1	1	0	0.00%	16	41	0		2		S,M,VP,SC	24+		
18415	FÄRILA	12/11/1958	Active	12	0	0	0	0.00%	14		0				M,VP,SC	N/R	90+ Days	
18366	FJUGESTA	12/01/1965	Active	14	0	0	0	0.00%	14		23		3	R	M,SC	N/R		
18367	FORSHAGA	11/26/1969	Active	9	0	0	0	0.00%	9		11		12		M,VP,SC	24+		
18416	FREDRIKSBERG	03/04/1959	Active	25	0	0	0	0.00%	25		5			N	M,SC	14		
18417	GAGNEF	11/15/1960	Active	11	1	0	1	10.00%	17		8				M,VP,SC	24+		
53365	GAGNEF DALDOCKAN	06/11/1992	Active	23	0	0	0	0.00%	23		11				VP	24+		
18418	GÄVLE	04/24/1951	Active	19	3	3	0	0.00%	19	11	2		2		M,VP,SC	22	\$914.69	
18419	GÄVLE NORRA	11/19/1970	Active	19	0	0	0	0.00%	19		11				VP,SC	24+	\$763.46	
18369	GRUMS	01/10/1967	Active	13	0	1	-1	-7.14%	16	13	2			N	SC	24+		
18370	HAGFORS	04/21/1965	Active	15	0	0	0	0.00%	16		9			N	SC	24+	\$759.30	
18372	HÄLLEFORS	02/11/1953	Active	11	1	1	0	0.00%	11	15	0		2	N	SC	24+		
18371	HALLSBERG	09/20/1961	Active	11	0	2	-2	-15.38%	14	19	0				VP,SC	24+		
18373	HALLSTAHAMMAR	02/03/1953	Active	30	2	2	0	0.00%	25	9	0		2	N	M,SC	24+		
18421	HAMRÅNGE	03/29/1963	Active	10	1	0	1	11.11%	9		1				VP,SC	N/R		



Club Health Assessment for District 101 M through March 2025

			Status	Membership							Reports					Finance	LCIF
Club Number	Club Name	Charter Date		Current Member Count	YTD Members Added	YTD Members Dropped	YTD Net Growth	YTD Net Growth%	Member Count 12 Months Ago	Avg. length of service for dropped members	Months Since Last MMR ***	Yrs. Since Last Officer Report	President Rotation	Vice President Reported ****	Months Since Last Activity Report ***	Account Balance	Donations for current Fiscal Year
			Number of times on status quo within last two years	If below 15 members appears				If net loss is greater than 20% appears			If no report in 3 months appears in	When more than one year appears in	Number of repeat terms	Notes the officers that do not have an active	If no report at 12 months appears in red		
18422	HEDEMORA	11/28/1950	Active	20	1	4	-3	-13.04%	23	8	0		None	P,VP,SC	24+	90+ Days	
	Exc Award (06/30/2018)																
18424	HORNDAL	10/15/1958	Active	15	0	3	-3	-16.67%	18	21	0		N	SC	N/R		
18425	HUDIKSVALL	05/09/1952	Active	32	1	2	-1	-3.03%	33	26	0		N	M,SC	N/R		
18375	KARLSKOGA	04/20/1955	Active	9	0	1	-1	-10.00%	11	52	0		3	M,VP,SC	N/R		
49196	KARLSTAD ALMEN	02/02/1989	Active	14	0	0	0	0.00%	15		9		2	R	SC		2
18378	KIL	01/26/1967	Active(1)	5	0	2	-2	-28.57%	7	34	0		7	R	S,T,VP,SC		24+
33554	KILSBERGEN	03/29/1977	Active	12	0	1	-1	-7.69%	13	2	4		3	M,VP,SC	24+		
18379	KOLBÄCK	02/03/1966	Active	12	0	5	-5	-29.41%	17	27	3		5	R	M,SC		N/R
18380	KOLSA	03/31/1969	Active	25	2	0	2	8.70%	23		0		2	M,VP,SC	24+		
18383	KRISTINEHAMN	03/31/1953	Active	35	0	1	-1	-2.78%	36	3	3		2	R		N/R	\$15.28
18427	KRYLBO	02/11/1960	Active	20	1	4	-3	-13.04%	23	31	1		2	T,M,VP,SC	24+		
18384	KUMLA	03/17/1953	Active	15	0	0	0	0.00%	15		9		2	R	SC	24+	\$958.00
18385	KUNGSÖR	01/28/1954	Active	17	4	0	4	30.77%	11		0		6	VP,SC	N/R		
37740	KVICKSUND	11/30/1979	Active	13	2	1	1	8.33%	12	6	4		5	N	M,SC	N/R	
18387	LINDESBERG	01/29/1953	Active	16	0	1	-1	-5.88%	17	7	2			M,VP,SC	24+		
54029	LINDESBERG KRISTINA	02/02/1993	Active	27	0	0	0	0.00%	28		9		N	SC	12	\$295.47	
	Exc Award (06/30/2018)																
18429	LJUSDAL	02/27/1953	Active	18	0	0	0	0.00%	18		13		5	T,M,VP,SC	N/R		
18430	LUDVIKA	06/02/1954	Active	32	3	1	2	6.67%	33	4	0		2	R		0	
54263	LUDVIKA ÄNGSKLOCKAN I LUDVIKA	03/24/1993	Active	27	1	0	1	3.85%	27		6		N			3	
18431	MALUNG	05/23/1962	Active	21	0	0	0	0.00%	21		6		N	SC	24+		
18432	MORA - ORSA	10/10/1958	Active	22	1	1	0	0.00%	22	5	3		2	R		24+	\$274.41
18389	NORBERG	03/20/1953	Active(2)	24	2	0	2	9.09%	22		2		2	M,VP,SC	24+		
18433	OCKELBO	04/06/1964	Active	6	0	0	0	0.00%	6		0		8	R	SC	24+	



Club Health Assessment for District 101 M through March 2025

			Status	Membership							Reports					Finance	LCIF
Club Number	Club Name	Charter Date		Current Member Count	YTD Members Added	YTD Members Dropped	YTD Net Growth	YTD Net Growth%	Member Count 12 Months Ago	Avg. length of service for dropped members	Months Since Last MMR ***	Yrs. Since Last Officer Report	President Rotation	Vice President Reported ****	Months Since Last Activity Report ***	Account Balance	Donations for current Fiscal Year
			Number of times on status quo within last two years	If below 15 members appears				If net loss is greater than 20% appears			If no report in 3 months appears in	When more than one year appears in	Number of repeat terms	Notes the officers that do not have an active	If no report at 12 months appears in red		
18392	ÖREBRO LILLÅN	08/17/1970	Active	14	0	1	-1	-6.67%	14	27	0		9	N	M,SC	N/R	
18394	PÅLSBODA	11/20/1964	Active	14	0	2	-2	-12.50%	16	21	3			N		24+	
18435	RÄTTVIK	02/02/1955	Active	9	0	1	-1	-10.00%	10	22	2		2		VP,SC	10	\$295.48
18443	SÄLEN	11/21/1957	Active	11	0	1	-1	-8.33%	12	31	0		6	N	M,SC	N/R	\$914.69
18438	SÄTER	08/11/1955	Active(1)	27	27	0	27	100.00%	27		3				M,VP,SC	N/R	
18404	SKULTUNA	04/20/1967	Active	19	1	4	-3	-13.64%	24	22	1				VP	N/R	\$914.67
45901	STORÅ	03/24/1986	Active(1)	26	0	0	0	0.00%	26		0		2	R	M,SC	N/R	
18441	SUNDBORN	03/05/1970	Active	17	1	2	-1	-5.56%	20	13	0			N	M,SC	24+	
18398	SUNNE	11/28/1956	Active	15	0	0	0	0.00%	15		6			R	SC	N/R	
18399	SURAHAMMAR	01/21/1960	Active	16	1	1	0	0.00%	16	10	3			N	SC	N/R	
18442	SVÅRDSJÖ	11/10/1966	Active	17	0	0	0	0.00%	17		9		10		S,T,M,VP,SC	9	
18591	TIERP	06/21/1954	Active	21	4	1	3	16.67%	18	125	1		2	N	SC	N/R	
18444	VALBO	01/22/1960	Active	14	1	3	-2	-12.50%	16	28	0				M,VP,SC	24+	90+ Days
18405	VÄSTERÅS LUNDBY	12/15/1970	Cancelled(6*)	0	0	12	-12	-100.00%	12	35	15		None		P,S,T,M,VP SC	24+	90+ Days

Clubs Cancelled Previous Fiscal Year – Clubs Cancelled within last 12 months may be reinstated

Club Number	Club Name	Charter Date	Current Status*	Cancellation Date
18381	KÖPING	11/22/1951	Cancelled(6*)	01/29/2024
18428	LEKSAND	10/24/1956	Cancelled(6*)	06/29/2024
18401	TORSBY	01/20/1955	Cancelled(6*)	07/29/2023

Current Total Clubs Count	YTD New Clubs Count	YTD Cancelled Clubs Count	YTD Net Club Gain	Current Total Members Count	YTD Add	YTD Drop	YTD Net Growth	YTD Net Growth %	Member Count 12 Months Ago	Average Member Count Per Club	% of Clubs with less than 20 members	% No MMR in 3 Months	% No Officer Report in 12 Months	% of Clubs with balance 90+ days	Number of Clubs in Status Quo	% Status Quo Clubs in Financial Suspension	Number of Cancelled Clubs	Average Cancelled Club Age	Members Lost Due to Cancellation	% of Clubs Cancelled for Non-Financial Reasons
59	0	2	-2	1,055	73	70	3	0.29%	1,120	18	63%	42%	0%	5%	0	0%	2	163	12	100%



Club Health Assessment for District 101 M through March 2025

			Status	Membership							Reports					Finance	LCIF
Club Number	Club Name	Charter Date		Current Member Count	YTD Members Added	YTD Members Dropped	YTD Net Growth	YTD Net Growth%	Member Count 12 Months Ago	Avg. length of service for dropped members	Months Since Last MMR ***	Yrs. Since Last Officer Report	President Rotation	Vice President Reported ****	Months Since Last Activity Report ***	Account Balance	Donations for current Fiscal Year
			Number of times on status quo within last two years	If below 15 members appears				If net loss is greater than 20% appears			If no report in 3 months appears in	When more than one year appears in	Number of repeat terms	Notes the officers that do not have an active	If no report at 12 months appears in red		

* - P - Priority Club. Cancellation Reasons: 1-Objectives/conduct, 2-Non-active club, 5-Non-existing club, 6-Disbanding, 7-Merger, 8-Financial Suspension, 9-District/Multiple District Dues.
** - Abbreviation: P-President, S-Secretary, T-Treasurer, M-Member Chairperson, VP-First Vice President, MC-Communications Chairperson, SC-Service Chairperson
*** - Abbreviation: N/R - Never reported using the Lions Clubs website, N/A - Not applicable, No password registered for the Lions Clubs website.
**** - Abbreviation: N - New, IP - Immediate Past, R - Repeat.



Club Health Assessment for District 101 N through March 2025

			Status	Membership							Reports					Finance		LCIF
Club Number	Club Name	Charter Date		Current Member Count	YTD Members Added	YTD Members Dropped	YTD Net Growth	YTD Net Growth%	Member Count 12 Months Ago	Avg. length of service for dropped members	Months Since Last MMR ***	Yrs. Since Last Officer Report	President Rotation	Vice President Reported ****	Months Since Last Activity Report ***	Account Balance	Donations for current Fiscal Year	
			Number of times on status quo within last two years	If below 15 members appears				If net loss is greater than 20% appears			If no report in 3 months appears in	When more than one year appears in	Number of repeat terms	Notes the officers that do not have an active	If no report at 12 months red			
Clubs more than two years old																		
18486	ANGE	10/22/1952	Active	8	0	0	0	0.00%	8		6	2	None	P,S,T,M,VP SC	N/R	90+ Days		
54471	ANGE ZENITH	05/14/1993	Active	20	1	1	0	0.00%	21	10	2			VP,SC	24+			
18606	BJURHOLM	02/15/1956	Cancelled(8*)	0	0	13	-13	-100.00%	13	16	21	2	None	P,S,T,M,VP SC	24+	90+ Days		
18607	BODEN	05/06/1953	Active	28	4	4	0	0.00%	28	7	2		7	R	M,SC	N/R	\$1,000.00	
18608	BOLIDEN	05/22/1969	Active	17	1	1	0	0.00%	17	2	6			N		24+	\$1,074.00	
18492	BRUNFLO	02/22/1960	Active	22	1	5	-4	-15.38%	25	15	0		3		VP	24+	\$289.39	
18496	FUNÅSDALEN	09/21/1962	Active	17	0	0	0	0.00%	18		0		2		VP,SC	24+	\$446.70	
18615	HAPARANDA	02/09/1956	Active	15	0	4	-4	-21.05%	19	22	4			N	M,SC	N/R		
18501	HÄRNÖSAND	05/16/1952	Active	23	0	2	-2	-8.00%	25	22	6		4		S,M,VP,SC	24+		
18617	JOKKMOKK	02/02/1960	Active	18	0	2	-2	-10.00%	20	2	3		9		M,VP,SC	N/R		
18507	JUNSELE	11/01/1961	Active	18	0	2	-2	-10.00%	20	24	0		2	R		N/R	\$270.54	
Exc Award (06/30/2018)																		
18618	KALIX	03/09/1955	Active(1)	34	0	0	0	0.00%	34		9			N	M,SC	24+		
18509	LÅNGSELE	04/27/1970	Active	13	1	1	0	0.00%	13	2	0		3	R		24+	\$271.54	
18510	LIT	04/05/1967	Active	19	0	0	0	0.00%	19		5			N	SC	24+		
18620	LULEÅ	11/18/1952	Active	35	1	5	-4	-10.26%	40	14	0		3	R	SC	24+	\$4,921.26	
Exc Award (06/30/2018)																		
18622	LYCKSELE	03/05/1962	Active	28	3	1	2	7.69%	26	2	0			N	SC	4		
18528	MATFORS	02/10/1960	Active	13	0	1	-1	-7.14%	14	64	6			IP		24+	\$925.43	
18512	NÄSÅKER	01/08/1964	Active(1)	13	0	1	-1	-7.14%	13	4	0			N	SC	24+	90+ Days \$1,254.11	
18515	NYLAND	02/09/1960	Active	18	0	2	-2	-10.00%	20	26	1		2		VP,SC	N/R		
18516	ÖRNSKÖLDSVIK	11/11/1953	Active	9	4	3	1	12.50%	11	7	2		2		VP,SC	24+		
18626	ÖVERKALIX	01/26/1958	Active	18	3	2	1	5.88%	17	9	1		2		VP,SC	24+		
18628	PAJALA	05/22/1969	Active(1)	8	10	10	0	0.00%	8	27	0		2		M,VP,SC	N/R		



Club Health Assessment for District 101 N through March 2025

			Status	Membership							Reports					Finance		LCIF
Club Number	Club Name	Charter Date		Current Member Count	YTD Members Added	YTD Members Dropped	YTD Net Growth	YTD Net Growth%	Member Count 12 Months Ago	Avg. length of service for dropped members	Months Since Last MMR ***	Yrs. Since Last Officer Report	President Rotation	Vice President Reported ****	Months Since Last Activity Report ***	Account Balance	Donations for current Fiscal Year	
			Number of times on status quo within last two years	If below 15 members appears				If net loss is greater than 20% appears			If no report in 3 months appears in	When more than one year appears in	Number of repeat terms	Notes the officers that do not have an active	If no report at 12 months appears in red			
18629	PITEÅ	04/01/1955	Active	37	1	5	-4	-9.76%	42	26	0			N	M,SC	24+		
48427	PITEÅ ÖJEBYN	04/11/1988	Active	44	8	6	2	4.76%	48	13	1				VP,SC	16		
18630	RÅNEÅ	02/08/1956	Active	12	1	0	1	9.09%	12		5				M,VP,SC	N/R		
18631	ROBERTSFORS	02/21/1964	Active	32	3	2	1	3.23%	33	30	4			N	SC	N/R		
18632	SKELLEFTEÅ	01/10/1953	Active	19	3	1	2	11.76%	17	3	3		2		M,VP,SC	24+		
18520	SOLLEFTEÅ	11/24/1953	Active	35	3	4	-1	-2.78%	38	30	0		4		VP	4		
54331	SOLLEFTEÅ NIPSIPPAN	04/12/1993	Active	33	1	2	-1	-2.94%	34	2	0			N		0		
Exc Award (06/30/2023)																		
18521	STÖDE	04/05/1968	Active	20	1	2	-1	-4.76%	22	13	6		2	R	SC	24+	\$554.27	
18634	STORUMAN	01/29/1955	Active	9	0	2	-2	-18.18%	11	20	0		13		S,T,M,VP,SC	N/R		
18523	SUNDSVALL	09/06/1951	Active	20	1	0	1	5.26%	20		7		2	R	SC	24+	\$2,370.72	
18637	TÖRE	02/05/1960	Active	17	0	0	0	0.00%	17		6		2		M,VP,SC	N/R		
18527	TORP	03/16/1955	Active	18	0	2	-2	-10.00%	20	13	4			N	SC	N/R		
18639	VÄNNÄS	01/26/1960	Active	21	0	0	0	0.00%	21		9		2	R	SC	24+		
18640	VILHELMINA	02/06/1963	Active	26	1	3	-2	-7.14%	31	12	0		2		VP	24+	\$2,558.93	
18641	VINDELN	10/28/1958	Active	21	2	2	0	0.00%	21	8	0		2	R	M,SC	N/R	\$668.63	

Clubs Cancelled Previous Fiscal Year – Clubs Cancelled within last 12 months may be reinstated

Club Number	Club Name	Charter Date	Current Status*	Cancellation Date
18605	ARVIDSJÄUR	01/31/1955	Cancelled(6*)	09/29/2023
18611	BYSKE	09/10/1965	Cancelled(6*)	06/29/2024
124250	Malmfålden/Ripan/Ugglan	03/20/2015	Cancelled(8*)	12/29/2023
52722	ÖRNSKÖLDSVIK HÖGA KUSTEN	03/24/1992	Cancelled(6*)	06/29/2024



Club Health Assessment for District 101 N through March 2025

Club Number			Club Name			Charter Date			Status	Membership						Reports				Finance		LCIF		
										Current Member Count	YTD Members Added	YTD Members Dropped	YTD Net Growth	YTD Net Growth%	Member Count 12 Months Ago	Avg. length of service for dropped members	Months Since Last MMR ***	Yrs. Since Last Officer Report	President Rotation	Vice President Reported ****	Months Since Last Activity Report ***	Account Balance	Donations for current Fiscal Year	
									Number of times on status quo within last two years	If below 15 members appears			If net loss is greater than 20% appears			If no report in 3 months appears in		When more than one year appears in	Number of repeat terms	Notes the officers that do not have an active		If no report at 12 months appears in red		
Current Total Clubs Count	YTD New Clubs Count	YTD Cancelled Clubs Count	YTD Net Club Gain	Current Total Members Count	YTD Add	YTD Drop	YTD Net Growth	YTD Net Growth %	Member Count 12 Months Ago	Average Member Count Per Club	% of Clubs with less than 20 members	% No MMR in 3 Months	% No Officer Report in 12 Months	% of Clubs with balance 90+ days	Number of Clubs in Status Quo	% Status Quo Clubs in Financial Suspension	Number of Cancelled Clubs	Average Cancelled Club Age	Members Lost Due to Cancellation	% of Clubs Cancelled for Non-Financial Reasons				
36	0	1	-1	758	54	91	-37	-4.65%	816	21	53%	44%	3%	8%	0	0%	1	237	13	-100%				

* - P - Priority Club. Cancellation Reasons: 1-Objectives/conduct, 2-Non-active club, 5-Non-existing club, 6-Disbanding, 7-Merger, 8-Financial Suspension, 9-District/Multiple District Dues.

** - Abbreviation: P-President, S-Secretary, T-Treasurer, M-Member Chairperson, VP-First Vice President, MC-Communications Chairperson, SC-Service Chairperson

*** - Abbreviation: N/R - Never reported using the Lions Clubs website, N/A - Not applicable, No password registered for the Lions Clubs website.

**** - Abbreviation: N - New, IP - Immediate Past, R - Repeat.



Club Health Assessment for District 101 O through March 2025

			Status	Membership							Reports					Finance		LCIF
Club Number	Club Name	Charter Date		Current Member Count	YTD Members Added	YTD Members Dropped	YTD Net Growth	YTD Net Growth%	Member Count 12 Months Ago	Avg. length of service for dropped members	Months Since Last MMR ***	Yrs. Since Last Officer Report	President Rotation	Vice President Reported ****	Months Since Last Activity Report ***	Account Balance	Donations for current Fiscal Year	
			Number of times on status quo within last two years	If below 15 members appears					If net loss is greater than 20% appears			If no report in 3 months appears in	When more than one year appears in	Number of repeat terms	Notes the officers that do not have an active	If no report at 12 months appears in red		
Clubs more than two years old																		
18446	ÅBY	03/21/1962	Active	18	0	0	0	0.00%	18		3		2	VP	24+		\$445.85	
18531	ALMUNGE	12/27/1971	Active	9	0	0	0	0.00%	9		69		None	P,T,M,VP,SC	N/A			
44854	ÅLTA	04/09/1985	Active(1)	11	0	1	-1	-8.33%	15	12	3		3	S,M,VP,SC	N/R		\$948.29	
18447	ÅTVIDABERG	12/21/1953	Active	8	0	0	0	0.00%	8		35		2	N	SC	24+	\$267.51	
18532	BÅLSTA	05/05/1959	Active	25	0	1	-1	-3.85%	22	7	0		3	R	SC	15	\$445.85	
42084	BJÖRKLINGE	12/27/1982	Active	12	1	2	-1	-7.69%	13	3	1		2	N		4	\$906.11	
18449	BORENSBERG	12/02/1957	Active(1)	32	0	2	-2	-5.88%	35	36	8			N	M,SC	N/R	\$267.51	
18536	DANDERYD	01/23/1957	Active	20	0	0	0	0.00%	20		8		13	R	SC	24+		
30733	ENKÖPING ÅSUNDA	05/13/1975	Active	38	8	3	5	15.15%	34	8	0		2	VP	24+			
18453	FINSPÅNG	03/10/1954	Active(1)	24	0	0	0	0.00%	24		9		None	P,T,M,VP,SC	17			
Exc Award (06/30/2018)																		
18455	GNESTA	11/22/1955	Active	36	3	1	2	5.88%	32	0	1			IP	3		\$8,262.68	
Exc Award (06/30/2023)																		
18544	GRILLBY	09/14/1965	Active	20	1	0	1	5.26%	19		5		2	N	SC	N/R	\$5,857.83	
58787	HAGUNDA	10/23/1996	Active	21	0	2	-2	-8.70%	23	18	4		2	M,VP,SC	24+			
18543	HALLSTAVIK/VÄDDÖ	03/08/1955	Active	13	1	3	-2	-13.33%	15	18	0		3	VP,SC	19		\$267.51	
18545	HUDDINGE	09/30/1958	Active	13	1	0	1	8.33%	14		6			M,VP,SC	24+			
18459	KISA	01/21/1954	Active	45	1	0	1	2.27%	43		0			N		24+	90+ Days \$1,484.00	
18549	KNIVSTA	02/01/1967	Active	30	1	0	1	3.45%	30		2			N		15	\$267.51	
18460	KOLMÅRDEN	03/09/1964	Active	14	1	0	1	7.69%	14		6		3	R	SC	0	\$267.51	
18462	LINKÖPING	02/12/1970	Active	46	0	0	0	0.00%	46		2			IP	SC	14		
18467	MJÖLBY	05/20/1953	Active	13	0	0	0	0.00%	13		2		2	N	SC	N/R	\$267.51	
18468	MOTALA	06/05/1951	Active	24	0	1	-1	-4.00%	28	3	2			N	M,SC	24+	\$267.51	
18553	NORRTÄLJE	06/07/1951	Active	43	1	1	0	0.00%	46	50	1			N		24+		



Club Health Assessment for District 101 O through March 2025

Club Number	Club Name	Charter Date	Status	Membership							Reports					Finance	LCIF
				Current Member Count	YTD Members Added	YTD Members Dropped	YTD Net Growth	YTD Net Growth%	Member Count 12 Months Ago	Avg. length of service for dropped members	Months Since Last MMR ***	Yrs. Since Last Officer Report	President Rotation	Vice President Reported ****	Months Since Last Activity Report ***	Account Balance	Donations for current Fiscal Year
			Number of times on status quo within last two years	If below 15 members appears				If net loss is greater than 20% appears			If no report in 3 months appears	When more than one year appears in	Number of repeat terms	Notes the officers that do not have an active	If no report at 12 months red		
45590	ÖREGRUND	12/02/1985	Active	18	1	2	-1	-5.26%	20	2	1		5	R	M,SC	N/R	\$543.94
18555	ÖRSUNDSBRO	03/07/1963	Active	28	0	2	-2	-6.67%	28	16	1			N	SC	24+	
18556	ÖSTERÅKER	04/06/1961	Active	32	2	0	2	6.67%	29		2				VP,SC	17	\$9,831.37
18537	ÖSTERBYBRUK-DANNEMOR A	09/10/1958	Active(1)	17	1	1	0	0.00%	18	6	0				VP	9	\$267.51
18558	ÖSTHAMMAR	04/18/1952	Active	17	0	2	-2	-10.53%	21	32	4				M,VP,SC	23	
18473	OXELÖSUND	12/05/1957	Active	29	3	3	0	0.00%	29	31	2		2		VP	15	\$4,458.51
18559	RIMBO	04/02/1954	Active	10	0	1	-1	-9.09%	12	15	4				M,VP,SC	24+	\$80.00
18396	SALA	09/20/1951	Active	26	1	2	-1	-3.70%	27	25	0		2		M,VP,SC	24+	
18561	SALTSJÖBADEN	03/03/1954	Active	12	0	0	0	0.00%	12		6		2		VP	2	
18562	SIGTUNA	03/30/1953	Active	47	0	3	-3	-6.00%	47	22	2			N	SC	24+	
18474	SKÄNNINGE	10/21/1958	Active	39	4	4	0	0.00%	41	14	0			N		7	
18563	SLITE	02/12/1963	Active	16	0	1	-1	-5.88%	17	5	5		2	N	M,SC	6	
32623	SÖDERTÄLJE S:A RAGNHILD	07/08/1976	Active	9	0	1	-1	-10.00%	10	21	6		2	R		13	\$209.22
18566	STOCKHOLM	03/24/1948	Active	16	0	0	0	0.00%	18		7		2		M,VP	15	
18572	STOCKHOLM BROMMA	06/04/1953	Cancelled(8*)	0	0	21	-21	-100.00%	21	30	9		None		P,S,T,M,VP SC	24+	90+ Days
18576	STOCKHOLM GLOBEN	02/21/1956	Active	21	1	1	0	0.00%	21	10	0			N		17	
52390	STOCKHOLM MÄSSAN	01/08/1992	Cancelled(6*)	0	0	4	-4	-100.00%	4	42	0		None		P,S,T,M,VP SC	N/R	\$445.85
18478	STRÄNGNÄS	05/11/1949	Active	16	0	1	-1	-5.88%	17	32	1			N	SC	1	\$267.51
18588	SUNDBYBERG	02/10/1955	Active	28	2	4	-2	-6.67%	30	3	0				VP,SC	24+	\$3,522.22
Exc Award (06/30/2024)																	
18589	TÄBY	09/25/1957	Active	14	0	2	-2	-12.50%	18	31	3		2	R	SC	N/R	
18479	TORSHÄLLA	06/26/1953	Active(1)	18	0	0	0	0.00%	18		11		3	N	M,SC	24+	
18480	TROSA	11/28/1956	Active	33	4	5	-1	-2.94%	35	19	0		2	N		3	
18481	TURINGE	05/13/1970	Active	16	0	1	-1	-5.88%	17	35	1			N		15	\$267.51
18592	TYRESÖ	06/22/1960	Active	15	0	0	0	0.00%	18		0		5		M,VP,SC	15	\$180.00



Club Health Assessment for District 101 O through March 2025

			Status	Membership							Reports					Finance	LCIF
Club Number	Club Name	Charter Date		Current Member Count	YTD Members Added	YTD Members Dropped	YTD Net Growth	YTD Net Growth%	Member Count 12 Months Ago	Avg. length of service for dropped members	Months Since Last MMR ***	Yrs. Since Last Officer Report	President Rotation	Vice President Reported ****	Months Since Last Activity Report ***	Account Balance	Donations for current Fiscal Year
			Number of times on status quo within last two years	If below 15 members appears				If net loss is greater than 20% appears			If no report in 3 months appears in	When more than one year appears in	Number of repeat terms	Notes the officers that do not have an active	If no report at 12 months appears in red		
18593	UPPLANDS VÄSBY	07/21/1956	Active	9	0	1	-1	-10.00%	11	26	5			VP,SC	24+		\$267.51
18594	UPPSALA	06/08/1949	Active	21	0	1	-1	-4.55%	23	7	1			N	SC	24+	\$124.84
48540	UPPSALA DISA	05/10/1988	Active	29	0	1	-1	-3.33%	31	22	2			N		12	\$547.38
18482	VADSTENA	01/13/1955	Active	20	0	2	-2	-9.09%	22	22	2		2	R	SC	9	\$749.83
18483	VALDEMARSVIK	12/21/1959	Cancelled(6*)	0	0	12	-12	-100.00%	12	21	6		None	P,S,T,M,VP SC	N/R		\$158.00
18598	VALLENTUNA	06/12/1969	Active(1)	15	1	3	-2	-11.76%	17	28	1		6	M,VP,SC	24+		\$267.51
18600	VÄSTERHANINGE	11/28/1957	Active	23	1	2	-1	-4.17%	22	4	2			N	SC	24+	\$267.51
18601	VAXHOLM	04/23/1956	Active	27	2	2	0	0.00%	26	6	1		4	VP,SC	21		\$11,146.28
18602	VISBY	08/11/1954	Active	20	1	1	0	0.00%	20	6	2			N	SC	6	

Clubs Cancelled Previous Fiscal Year – Clubs Cancelled within last 12 months may be reinstated

Club Number	Club Name	Charter Date	Current Status*	Cancellation Date
18451	ESKILSTUNA/FRISTADEN	02/01/1949	Cancelled(6*)	07/29/2023
18584	STOCKHOLM SPÅNGA	10/29/1958	Cancelled(6*)	01/29/2024
18586	STOCKHOLM VÄLLINGBY	04/20/1956	Cancelled(6*)	04/29/2024

Current Total Clubs Count	YTD New Clubs Count	YTD Cancelled Clubs Count	YTD Net Club Gain	Current Total Members Count	YTD Add	YTD Drop	YTD Net Growth	YTD Net Growth %	Member Count 12 Months Ago	Average Member Count Per Club	% of Clubs with less than 20 members	% No MMR in 3 Months	% No Officer Report in 12 Months	% of Clubs with balance 90+ days	Number of Clubs in Status Quo	% Status Quo Clubs in Financial Suspension	Number of Cancelled Clubs	Average Cancelled Club Age	Members Lost Due to Cancellation	% of Clubs Cancelled for Non-Financial Reasons
52	0	3	-3	1,156	43	103	-60	-4.93%	1,233	22	46%	38%	0%	2%	0	0%	3	126	37	67%

* - P - Priority Club. Cancellation Reasons: 1-Objectives/conduct, 2-Non-active club, 5-Non-existing club, 6-Disbanding, 7-Merger, 8-Financial Suspension, 9-District/Multiple District Dues.

** - Abbreviation: P-President, S-Secretary, T-Treasurer, M-Member Chairperson, VP-First Vice President, MC-Communications Chairperson, SC-Service Chairperson

*** - Abbreviation: N/R - Never reported using the Lions Clubs website, N/A - Not applicable, No password registered for the Lions Clubs website.

**** - Abbreviation: N - New, IP - Immediate Past, R - Repeat.



Club Health Assessment for District 101 S through March 2025

Club Number	Club Name	Charter Date	Status	Membership							Reports					Finance	LCIF
				Current Member Count	YTD Members Added	YTD Members Dropped	YTD Net Growth	YTD Net Growth%	Member Count 12 Months Ago	Avg. length of service for dropped members	Months Since Last MMR ***	Yrs. Since Last Officer Report	President Rotation	Vice President Reported ****	Months Since Last Activity Report ***	Account Balance	Donations for current Fiscal Year
			Number of times on status quo within last two years	If below 15 members appears				If net loss is greater than 20% appears			If no report in 3 months appears in	When more than one year appears in	Number of repeat terms	Notes the officers that do not have appears in an active	If no report at 12 months red		
Clubs more than two years old																	
18643	ÅHUS	02/26/1962	Active	57	0	1	-1	-1.72%	55	47	7			N	3		\$27,359.45
18644	ÅLMHULT	03/14/1957	Active	34	4	0	4	13.33%	32		0		2	R	3		\$313.11
18706	ALVESTA	05/16/1953	Active	35	5	2	3	9.38%	35	32	0			N	N/R		
18707	ANEBY	10/19/1965	Active	19	1	1	0	0.00%	18	3	3		2	R	SC	N/R	
18651	ÄNGELHOLM	11/23/1955	Active	22	1	5	-4	-15.38%	27	20	1		2		M,VP,SC	24+	\$900.00
34208	BARA	06/25/1977	Active	27	0	0	0	0.00%	27		5			N	M,SC	24+	
18646	BÅSTAD	10/15/1958	Active	30	1	3	-2	-6.25%	31	12	1			N	M,SC	N/R	90+ Days
44173	BJERRED BJERSUND	07/02/1984	Active	10	0	1	-1	-9.09%	12	7	1		2	N	SC	N/R	
18708	BORGHOLM	06/01/1971	Active	25	3	4	-1	-3.85%	27	15	1			N		24+	
45788	BRAÅS	02/03/1986	Active	9	4	0	4	80.00%	6		1		2		M,VP,SC	N/R	
38313	BRÄKNE-HOBY	04/29/1980	Active	39	1	6	-5	-11.36%	43	11	1				VP,SC	N/R	\$4,604.51
18648	BROMÖLLA	03/22/1960	Active	21	0	2	-2	-8.70%	23	19	0			N		N/R	90+ Days
18649	DALBY	09/09/1963	Active	34	2	0	2	6.25%	32		0			N		N/R	
43368	DEGEBERGA SÖDRA GÅRDS	01/23/1984	Active	13	0	0	0	0.00%	13		11			N		N/R	
18709	EKSJÖ	09/01/1953	Active	46	2	0	2	4.55%	44		0			R	SC	N/R	
18710	EMMABODA	11/22/1955	Active	34	2	2	0	0.00%	37	15	0		2	R		15	\$466.42
Exc Award (06/30/2018)																	
49967	FÄRJESTADEN	11/16/1989	Active	25	1	3	-2	-7.41%	28	6	0			N	M,SC	24+	
18658	HÄSSLEHOLM	12/20/1955	Active	40	3	2	1	2.56%	36	29	0			N	SC	N/R	
35769	HELSINGBORG KÄRNAN	06/26/1978	Active	16	2	2	0	0.00%	16	10	0				M,VP	N/R	
18659	HELSINGBORG SOFIERO	04/10/1972	Active	11	0	0	0	0.00%	11		5			N		4	\$279.86
18667	HÖGANÄS	11/17/1958	Active	11	0	16	-16	-59.26%	27	22	0				S,M,VP,SC	N/R	
18718	HÖGSBY	04/01/1959	Active	27	2	0	2	8.00%	25		4			N	M,SC	24+	
18660	HÖÖR	05/04/1959	Active	28	2	3	-1	-3.45%	31	11	2		2	R	SC	24+	




Club Health Assessment for District 101 S through March 2025

			Status	Membership							Reports					Finance		LCIF
Club Number	Club Name	Charter Date		Current Member Count	YTD Members Added	YTD Members Dropped	YTD Net Growth	YTD Net Growth%	Member Count 12 Months Ago	Avg. length of service for dropped members	Months Since Last MMR ***	Yrs. Since Last Officer Report	President Rotation	Vice President Reported ****	Months Since Last Activity Report ***	Account Balance	Donations for current Fiscal Year	
			Number of times on status quo within last two years	If below 15 members appears				If net loss is greater than 20% appears			If no report in 3 months appears in	When more than one year appears in	Number of repeat terms	Notes the officers that do not have an active	If no report at 12 months red			
18661	HÖRBY	10/10/1955	Active	46	0	0	0	0.00%	41		0			N	M	N/R		
18724	KALMAR	11/20/1953	Active	36	25	1	24	200.00%	16	0	0		2	N	SC	N/R		
27995	KALMAR/SKÅLBY	01/31/1974	Active	0	2	24	-22	-100.00%	22	19	5		None		P,S,T,M,VP SC	N/R		
18722	KARLSHAMN	01/11/1955	Active	30	6	2	4	15.38%	26	1	1			N		24+		\$559.71
18723	KARLSKRONA	03/17/1954	Active	32	5	5	0	0.00%	30	28	0				VP	24+		
Exc Award (06/30/2018)																		
36903	KARLSKRONA JARRAMAS	04/05/1979	Active	43	2	1	1	2.38%	43	25	0		3		VP,SC	24+		
18663	KÄVLINGE	01/02/1958	Active	24	4	4	0	0.00%	25	3	0			IP		N/R		
18664	KLIPPAN	04/02/1958	Active	27	0	0	0	0.00%	27		0			N	SC	24+		
18666	KRISTIANSTAD	11/03/1952	Active	39	2	5	-3	-7.14%	39	16	2			N	SC	9		
Exc Award (06/30/2023, 06/30/2024)																		
18726	LAMMHULT	11/21/1962	Active	15	0	0	0	0.00%	15		10				VP	N/R		\$1,000.00
18669	LANDSKRONA	11/15/1951	Active	22	0	0	0	0.00%	22		1				M,VP,SC	24+		
52327	LANDSKRONA CITADELLA	12/23/1991	Active	14	0	2	-2	-12.50%	16	23	0			IP	SC	24+		
35202	LÖDDEKÖPINGE	03/28/1978	Active	21	1	0	1	5.00%	20		2			N	SC	18		\$2,774.88
18671	LOMMA	02/06/1961	Active	31	3	0	3	10.71%	28		1			R	SC	N/R		\$950.92
18672	LÖNSBODA	08/29/1955	Active	20	1	2	-1	-4.76%	21	9	0			N	SC	N/R		
38649	MÅLILLA & MÖRLUNDA	06/18/1980	Active	22	0	1	-1	-4.35%	23	48	2		2	N	M,SC	N/R		\$3,083.84
53924	MALMÖ ELLENBOGEN	12/28/1992	Active	29	3	1	2	7.41%	27	25	0				VP	N/R		
18676	MALMÖ MALMÖHUS	06/02/1953	Active	10	0	0	0	0.00%	10		3		2	R		N/R		
18730	MÖNSTERÅS	09/01/1955	Active	15	0	0	0	0.00%	15		7		3		VP,SC	N/R		
18731	MÖRBYLÅNGA	12/08/1954	Active	26	6	0	6	30.00%	20		3			N	M	N/R		\$264.33
18732	NÄSSJÖ	02/02/1953	Active	37	4	0	4	12.12%	35		2			N		22		
18733	NYBRO	11/29/1957	Active	16	1	4	-3	-15.79%	20	16	4		6		VP	N/R		\$279.86
18734	OLOFSTRÖM	10/27/1954	Active	20	2	0	2	11.11%	18		1		2		VP,SC	N/R		\$264.33



Club Health Assessment for District 101 S through March 2025

			Status	Membership							Reports					Finance		LCIF
Club Number	Club Name	Charter Date		Current Member Count	YTD Members Added	YTD Members Dropped	YTD Net Growth	YTD Net Growth%	Member Count 12 Months Ago	Avg. length of service for dropped members	Months Since Last MMR ***	Yrs. Since Last Officer Report	President Rotation	Vice President Reported ****	Months Since Last Activity Report ***	Account Balance	Donations for current Fiscal Year	
			Number of times on status quo within last two years	If below 15 members appears				If net loss is greater than 20% appears			If no report in 3 months appears in	When more than one year appears in	Number of repeat terms	Notes the officers that do not have an active	If no report at 12 months appears in red			
18680	OSBY	11/12/1953	Active	41	6	1	5	13.89%	36	18	0			N	N/R		\$1,197.19	
18665	ÖSTRA GÖINGE	01/24/1961	Active	24	4	1	3	14.29%	23	6	0		3	VP,SC	N/R			
18683	RÅÅ	03/01/1960	Active	38	3	1	2	5.56%	36	5	5			N	M,SC	N/R	\$1,841.80	
18684	RENG HÖLLVIKEN	12/15/1966	Active	54	4	2	2	3.85%	51	9	1			N		N/R	\$9,509.59	
41355	ROMELEÅSEN	05/05/1982	Active	28	1	0	1	3.70%	27		2			N	2			
18737	RONNEBY	02/15/1956	Active	5	0	0	0	0.00%	5		8		7	VP,SC	N/R			
18738	RYD	11/11/1955	Active	28	0	1	-1	-3.45%	29	6	1		2	N	SC	N/R	\$1,901.85	
39886	SAXTORP	05/07/1981	Active	29	0	3	-3	-9.38%	31	12	0			N	SC	24+		
18686	SIMRISHAMN	05/13/1957	Active	34	5	3	2	6.25%	34	7	0			VP,SC	24+			
18687	SJÖBO	12/15/1955	Active	30	1	0	1	3.45%	31		2			N	24+			
18689	SKURUP	06/09/1960	Active	45	2	1	1	2.27%	44	13	1			N	SC	N/R	\$5,154.34	
18690	SÖDRA SANDBY	03/13/1970	Active	20	0	1	-1	-4.76%	21	4	3			N	SC	24+		
18742	SÖLVESBORG	05/17/1960	Active	16	1	1	0	0.00%	19	0	0			N		N/R	\$264.33	
47948	SÖSDALA	12/14/1987	Active	13	0	0	0	0.00%	13		11			N	SC	N/R		
18692	STAFFANSTORP	05/01/1964	Active(1)	0	0	8	-8	-100.00%	10	22	3		None	P,S,T,M,VP SC	N/R			
50838	STAFFANSTORP VIKINGEN	07/05/1990	Active	30	4	0	4	15.38%	26		1			IP	SC	N/R		
18695	SVEDALA	02/25/1960	Active	39	3	2	1	2.63%	38	38	0			N		N/R	\$1,399.28	
Exc Award (06/30/2018)																		
122617	Sweden "Be the Change"	06/24/2014	Active	7	0	0	0	0.00%	7		9		12	M,VP,SC	24+	90+ Days		
18744	TINGSRYD	04/12/1967	Active	48	1	1	0	0.00%	48	30	0			N		N/R		
18697	TOLLARP	10/18/1970	Active	22	2	3	-1	-4.35%	23	4	2		2	R	SC	N/R		
18746	TORSÅS	06/03/1969	Active	35	3	1	2	6.06%	34	7	4				M,VP,SC	24+		
18745	TRANÅS	06/02/1954	Active	28	1	0	1	3.70%	27		4		2		M,VP,SC	N/R		
18700	TRELLEBORG	12/12/1951	Active	15	0	0	0	0.00%	15		12				M,VP,SC	24+		
18701	TYRINGE	11/25/1969	Active	32	2	0	2	6.67%	30		6			N	SC	N/R		



Club Health Assessment for District 101 S through March 2025

Club Number	Club Name	Charter Date	Status	Membership							Reports					Finance	LCIF
				Current Member Count	YTD Members Added	YTD Members Dropped	YTD Net Growth	YTD Net Growth%	Member Count 12 Months Ago	Avg. length of service for dropped members	Months Since Last MMR ***	Yrs. Since Last Officer Report	President Rotation	Vice President Reported ****	Months Since Last Activity Report ***	Account Balance	Donations for current Fiscal Year
			Number of times on status quo within last two years	If below 15 members appears				If net loss is greater than 20% appears			If no report in 3 months appears	When more than one year appears in	Number of repeat terms	Notes the officers that do not have an active	If no report at 12 months red		
18747	UPPVIDINGE	01/16/1968	Active	17	0	0	0	0.00%	21		9		2	N	M,SC	N/R	
18702	VALLÅKRA RYDEBÄCK	02/03/1969	Active(1)	19	1	0	1	5.56%	18		0		6	N		24+	\$920.90
18749	VÅSTERVIK	04/07/1954	Active	43	7	2	5	13.16%	36	20	0			N		N/R	\$2,410.96
29500	VÄXJÖ DACKE	06/19/1974	Active	20	2	1	1	5.26%	23	11	2		2	R	SC	N/R	
18703	VELLINGE	05/05/1969	Active	27	9	2	7	35.00%	21	9	2			M,VP,SC		N/R	
18751	VETLANDA	02/14/1951	Active	23	0	9	-9	-28.13%	31	14	1			N		24+	\$276.27
18752	VIMMERBY	05/25/1954	Active	18	1	2	-1	-5.26%	19	6	2			N		24+	
54288	VIMMERBY LINNEA	03/30/1993	Active	18	1	1	0	0.00%	18	27	0			N	SC	24+	\$653.00
37837	VINSLÖV	12/21/1979	Active	35	1	3	-2	-5.41%	38	20	1			N		N/R	\$440.56
18753	VIRSERUM	05/08/1959	Active	27	1	3	-2	-6.90%	29	9	0		3	N		N/R	
18704	VITTSJÖ BJÄRNUM	11/15/1967	Active	13	0	2	-2	-13.33%	15	36	2		3	R	SC	N/R	
46731	WÄ	12/22/1986	Active	18	2	0	2	12.50%	14		0			VP		N/R	
18705	YSTAD	10/06/1952	Active	47	3	2	1	2.17%	47	6	0			N	SC	24+	\$6,608.31

Clubs Cancelled Previous Fiscal Year – Clubs Cancelled within last 12 months may be reinstated

Club Number	Club Name	Charter Date	Current Status*	Cancellation Date
18652	ESLÖV	11/22/1954	Cancelled(6*)	01/29/2024

Current Total Clubs Count	YTD New Clubs Count	YTD Cancelled Clubs Count	YTD Net Club Gain	Current Total Members Count	YTD Add	YTD Drop	YTD Net Growth	YTD Net Growth %	Member Count 12 Months Ago	Average Member Count Per Club	% of Clubs with less than 20 members	% No MMR in 3 Months	% No Officer Report in 12 Months	% of Clubs with balance 90+ days	Number of Clubs in Status Quo	% Status Quo Clubs in Financial Suspension	Number of Cancelled Clubs	Average Cancelled Club Age	Members Lost Due to Cancellation	% of Clubs Cancelled for Non-Financial Reasons
83	0	0	0	2,174	174	162	12	0.56%	2,183	26	30%	28%	0%	4%	0	0%	0	0	0	0%

* - P - Priority Club. Cancellation Reasons: 1-Objectives/conduct, 2-Non-active club, 5-Non-existing club, 6-Disbanding, 7-Merger, 8-Financial Suspension, 9-District/Multiple District Dues.

** - Abbreviation: P-President, S-Secretary, T-Treasurer, M-Member Chairperson, VP-First Vice President, MC-Communications Chairperson, SC-Service Chairperson

*** - Abbreviation: N/R - Never reported using the Lions Clubs website, N/A - Not applicable, No password registered for the Lions Clubs website.

**** - Abbreviation: N - New, IP - Immediate Past, R - Repeat.



Club Health Assessment for District 101 V through March 2025

			Status	Membership							Reports					Finance		LCIF
Club Number	Club Name	Charter Date		Current Member Count	YTD Members Added	YTD Members Dropped	YTD Net Growth	YTD Net Growth%	Member Count 12 Months Ago	Avg. length of service for dropped members	Months Since Last MMR ***	Yrs. Since Last Officer Report	President Rotation	Vice President Reported ****	Months Since Last Activity Report ***	Account Balance	Donations for current Fiscal Year	
			Number of times on status quo within last two years	If below 15 members appears				If net loss is greater than 20% appears			If no report in 3 months appears in	When more than one year appears in	Number of repeat terms	Notes the officers that do not have an active	If no report at 12 months appears in red			
Clubs more than two years old																		
18795	ALINGSÅS	03/28/1956	Active	31	1	1	0	0.00%	31	3	7			N	M,SC	N/R		
Exc Award (06/30/2018, 06/30/2023)																		
18796	AMNEHÄRAD	01/16/1963	Active	18	1	1	0	0.00%	19	6	4			N	SC	N/R		
41191	BANKERYD	04/30/1982	Active	36	3	2	1	2.86%	37	2	5			N	M,SC	3		
18797	BJÄRKE	04/06/1964	Active	27	2	0	2	8.00%	23		0			N		24+		
18798	BORÅS	05/26/1955	Active	10	0	2	-2	-16.67%	12	14	2		None	R	P,T	24+		
18758	BRÅLANDA	02/09/1955	Active	57	3	0	3	5.56%	53		0			N	M,SC	N/R		
Exc Award (06/30/2023)																		
18650	ELDSBERGA	11/27/1969	Active	6	0	4	-4	-40.00%	10	24	3		2		VP	N/R		
18653	FALKENBERG	01/20/1954	Active	25	2	2	0	0.00%	25	16	2		2	N	S,M,SC	24+		
18800	FALKÖPING	11/26/1952	Active	14	0	0	0	0.00%	14		12		3		VP,SC	24+	\$130.61	
84793	FALKÖPING ÄLLA	02/01/2005	Active	20	1	1	0	0.00%	20	11	0			N	M,SC	24+		
18762	FÄRGELANDA	11/15/1961	Active	22	2	0	2	10.00%	20		2			N	M,SC	N/R		
Exc Award (06/30/2023)																		
18801	FLOBY	05/06/1958	Active	16	0	0	0	0.00%	15		9			N	M,SC	24+		
41836	FRISTAD	09/08/1982	Active	25	0	1	-1	-3.85%	24	11	7			N	S,M,SC	10		
Exc Award (06/30/2024)																		
18711	GISLAVED ANDERSTORP	03/04/1959	Active	52	3	3	0	0.00%	52	36	2			N	M,SC	24+		
18715	GNOSJÖ	06/16/1961	Active	32	0	0	0	0.00%	32		6			N	M,VP,SC	N/R		
55067	GÖTEBORG TUVE SÄVE	11/23/1993	Active	35	1	2	-1	-2.78%	36	7	0			N		N/R	\$2,766.53	
18804	GÖTENE	11/22/1955	Active	23	0	1	-1	-4.17%	26	47	6			N	SC	24+		
18766	GOTHENBURG	05/02/1956	Active	20	1	1	0	0.00%	21	40	1			N	M,SC	24+		
	GATHENHIELM																	
18717	HABO	10/30/1958	Active	32	0	1	-1	-3.03%	31	28	6				VP	N/R		
Exc Award (06/30/2017)																		
18655	HALMSTAD	11/23/1948	Active(1)	9	1	0	1	12.50%	8		2				S,M,VP,SC	N/R		



Club Health Assessment for District 101 V through March 2025

			Status	Membership							Reports					Finance	LCIF
Club Number	Club Name	Charter Date		Current Member Count	YTD Members Added	YTD Members Dropped	YTD Net Growth	YTD Net Growth%	Member Count 12 Months Ago	Avg. length of service for dropped members	Months Since Last MMR ***	Yrs. Since Last Officer Report	President Rotation	Vice President Reported ****	Months Since Last Activity Report ***	Account Balance	Donations for current Fiscal Year
			Number of times on status quo within last two years	If below 15 members appears	If net loss is greater than 20% appears					If no report in 3 months appears in	When more than one year appears in	Number of repeat terms	Notes the officers that do not have appears in an active red	If no report at 12 months red			
18657	HARPLINGE	02/12/1971	Active	19	4	5	-1	-5.00%	20	9	0			N	N/R		
18806	HERRLJUNGA	06/21/1966	Active	30	1	4	-3	-9.09%	33	24	0			N	M,SC	24+	
Exc Award (06/30/2018, 06/30/2024)																	
18802	HINDÅS	02/01/1957	Active	26	0	1	-1	-3.70%	27	38	1		2	R	SC	24+	
Exc Award (06/30/2019)																	
18808	HJO	05/27/1964	Active	32	0	9	-9	-21.95%	39	8	3		3	N	SC	24+	
18807	HORRED	04/03/1968	Active	12	1	3	-2	-14.29%	14	24	1			N	SC	24+	
18803	HOVA	04/28/1966	Active	2	0	0	0	0.00%	2		7		17		P,M,VP,SC	N/R	
18713	HUSKVARNA	03/09/1959	Active	15	1	0	1	7.14%	14		8			N	SC	24+	\$453.02
18662	HYLTEBRUK	05/11/1960	Active	15	2	3	-1	-6.25%	18	12	2				M,VP,SC	N/R	\$439.23
18809	JÄRPÅS	02/05/1968	Active	18	1	2	-1	-5.26%	19	2	0			N		24+	\$453.02
18810	KARLSBORG	04/04/1956	Active	20	0	0	0	0.00%	20		10		5		VP,SC	N/R	\$1,393.10
18811	KINNA-SKENE	01/18/1955	Active	14	1	0	1	7.69%	14		2			N	SC	N/R	
18812	KVÄNUM	01/12/1956	Active	19	0	1	-1	-5.00%	21	40	6			N	M,SC	24+	
18668	LAHOLM	04/05/1951	Active	34	0	0	0	0.00%	34		9				S,T,M,VP,SC	N/R	
18775	LILLA EDET	03/18/1958	Active	19	1	1	0	0.00%	19	45	5			R	M,SC	N/R	
18776	LINDOME	06/08/1967	Active(1)	11	11	0	11	100.00%	0		0			N		24+	
18814	LYRESTAD HASSLERÖR	02/06/1970	Active	19	0	0	0	0.00%	20		1			N	M,VP,SC	24+	
18815	MARIESTAD	02/26/1954	Active	43	0	0	0	0.00%	43		8				M,VP,SC	24+	
18779	MELLERUD	01/15/1955	Active	10	0	1	-1	-9.09%	11	41	5		6	R	M,SC	24+	
18780	MÖLNDAL	12/04/1956	Active	30	0	0	0	0.00%	29		0		10		M,VP	1	\$93.13
18761	MUNKEDAL	02/26/1959	Active	6	3	8	-5	-45.45%	11	19	0		None		P,S,M,VP,SC	15	\$90.37
18818	NOSSEBRO	11/24/1958	Active	30	0	0	0	0.00%	30		6			N		24+	
18782	ORUST	10/10/1970	Active	17	0	0	0	0.00%	17		7			N		12	\$463.81
18681	OSKARSTRÖM	05/16/1956	Active	9	0	0	0	0.00%	10		2			IP	SC	24+	\$271.81



Club Health Assessment for District 101 V through March 2025

			Status	Membership							Reports					Finance		LCIF
Club Number	Club Name	Charter Date		Current Member Count	YTD Members Added	YTD Members Dropped	YTD Net Growth	YTD Net Growth%	Member Count 12 Months Ago	Avg. length of service for dropped members	Months Since Last MMR ***	Yrs. Since Last Officer Report	President Rotation	Vice President Reported ****	Months Since Last Activity Report ***	Account Balance	Donations for current Fiscal Year	
			Number of times on status quo within last two years	If below 15 members appears					If net loss is greater than 20% appears			If no report in 3 months appears in	When more than one year appears in	Number of repeat terms	Notes the officers that do not have an active	If no report at 12 months appears in red		
18783	PARTILLE	04/24/1957	Active	41	2	2	0	0.00%	42	6	2			N	SC	24+	90+ Days	
48926	REFTELE BREDARYD	10/06/1988	Active	42	0	0	0	0.00%	39		10				S,T,M,VP,SC	24+		
33438	SÄTILA-HYSSNA	03/14/1977	Active	11	0	1	-1	-8.33%	12	19	7				M,VP,SC	N/R		
18685	SIMLÅNGSDALEN	06/01/1964	Active	16	0	1	-1	-5.88%	19	28	3		5	R	SC	N/R		
18820	SKARA	11/16/1954	Active	20	0	3	-3	-13.04%	23	25	6		6	R	SC	24+		
58441	SKARA LISA	06/26/1996	Active	19	1	0	1	5.56%	18		3		2	N	SC	24+		
18821	SKÖVDE	03/28/1952	Active	12	0	1	-1	-7.69%	13	42	2		5		M,VP,SC	N/R		
18822	SKULTORP	01/25/1966	Active	21	0	0	0	0.00%	20		5				VP	N/R		
18741	SMÅLANDSSTENAR	03/27/1961	Active	25	0	0	0	0.00%	25		5			N	SC	9		
18691	SÖNDRUM-TYLÖSAND	03/21/1963	Active	17	1	1	0	0.00%	19	13	2		2	N	M,SC	N/R		
18771	SOTENÅS	10/08/1954	Active	30	4	7	-3	-9.09%	33	9	2		5	R	M,SC	24+	\$903.61	
18787	STENUNGSUND	02/25/1959	Active	22	2	0	2	10.00%	21		1			N	M,SC	24+		
18693	SUSEDALLEN	06/12/1973	Active	41	3	1	2	5.13%	40	4	3			N		24+		
40436	SVANSJÖ	10/21/1981	Active	15	2	9	-7	-31.82%	22	11	0			N		24+	\$361.81	
18824	SVENLJUNGA	09/08/1965	Active	31	1	2	-1	-3.13%	32	17	3			N	SC	N/R		
18827	TIBRO	03/30/1955	Active	27	1	1	0	0.00%	27	9	4			N	M,SC	N/R		
18825	TIDAHOLM	11/20/1956	Active	44	2	3	-1	-2.22%	44	15	0			N		2	\$1,857.76	
Exc Award (06/30/2023)																		
18789	TJÖRN	04/17/1970	Active	22	5	3	2	10.00%	22	6	0		2	R		1	\$3,224.77	
38071	TORUP	02/06/1980	Active	17	0	0	0	0.00%	17		10			N	M,SC	N/R		
18829	TRANEMO	02/19/1963	Active	21	2	0	2	10.53%	19		7			R	M	3	\$60.00	
18791	UDDEVALLA	12/16/1952	Active	10	2	0	2	25.00%	10		4				VP,SC	3	\$463.81	
18830	ULRICEHAMN	01/12/1954	Active	33	2	1	1	3.13%	33	42	2			N	SC	N/R		
18792	VÄNERSBORG	01/14/1954	Active	25	3	2	1	4.17%	24	6	4		3	R	M,SC	24+	\$100.00	
18831	VARA	03/15/1966	Active	24	4	1	3	14.29%	21	0	2			N	M,SC	N/R		



Club Health Assessment for District 101 V through March 2025

Club Number	Club Name	Charter Date	Status	Membership							Reports					Finance	LCIF
				Current Member Count	YTD Members Added	YTD Members Dropped	YTD Net Growth	YTD Net Growth%	Member Count 12 Months Ago	Avg. length of service for dropped members	Months Since Last MMR ***	Yrs. Since Last Officer Report	President Rotation	Vice President Reported ****	Months Since Last Activity Report ***	Account Balance	Donations for current Fiscal Year
			Number of times on status quo within last two years	If below 15 members appears				If net loss is greater than 20% appears			If no report in 3 months appears	When more than one year appears in	Number of repeat terms	Notes the officers that do not have an active	If no report at 12 months appears in red		
18793	VARBERG	01/15/1954	Active	17	0	1	-1	-5.56%	19	54	4			VP	N/R		
18832	VÄRGÅRDA	11/23/1965	Active	31	2	0	2	6.90%	27		2			N	SC	N/R	
18748	VÄRNAMO	11/06/1953	Active	38	1	1	0	0.00%	39	28	2			N	SC	N/R	
18833	VEDUM	02/27/1963	Active	19	0	0	0	0.00%	17		5			N	M,SC	N/R	\$48.71

Clubs Cancelled Previous Fiscal Year – Clubs Cancelled within last 12 months may be reinstated

Club Number	Club Name	Charter Date	Current Status*	Cancellation Date
18740	SKILLINGARYD VAGGERYD	10/23/1952	Cancelled(6*)	06/29/2024

Current Total Clubs Count	YTD New Clubs Count	YTD Cancelled Clubs Count	YTD Net Club Gain	Current Total Members Count	YTD Add	YTD Drop	YTD Net Growth	YTD Net Growth %	Member Count 12 Months Ago	Average Member Count Per Club	% of Clubs with less than 20 members	% No MMR in 3 Months	% No Officer Report in 12 Months	% of Clubs with balance 90+ days	Number of Clubs in Status Quo	% Status Quo Clubs in Financial Suspension	Number of Cancelled Clubs	Average Cancelled Club Age	Members Lost Due to Cancellation	% of Clubs Cancelled for Non-Financial Reasons
71	0	0	0	1,651	87	101	-14	-0.84%	1,671	23	44%	52%	0%	1%	0	0%	0	0	0	0%

* - P - Priority Club. Cancellation Reasons: 1-Objectives/conduct, 2-Non-active club, 5-Non-existing club, 6-Disbanding, 7-Merger, 8-Financial Suspension, 9-District/Multiple District Dues.

** - Abbreviation: P-President, S-Secretary, T-Treasurer, M-Member Chairperson, VP-First Vice President, MC-Communications Chairperson, SC-Service Chairperson

*** - Abbreviation: N/R - Never reported using the Lions Clubs website, N/A - Not applicable, No password registered for the Lions Clubs website.

**** - Abbreviation: N - New, IP - Immediate Past, R - Repeat.